

Scaled data based on original data using
LM-79-08 Approved Method: Electrical and Photometric Measurements of Solid-
State Lighting Products

Test Report Prepared for
Cooper Lighting Solutions
(formerly Eaton)

Brand: McGRAW-EDISON

Report Number: P594185

Luminaire Tested: **ISC-PA1C-830-U-T2U**

Issue Date: 3/22/2022

Test Information

Test Method: LM-79-08
Report Number: P594185
TEST IS SCALED FROM IESNA LM-79-08 TEST DATA (G1-2201-510-8)
Test Lab: INNOVATION CENTER
Issue Date: 3/22/2022
Manufacturer: COOPER LIGHTING SOLUTIONS (FORMERLY EATON)
Product Line: McGRAW-EDISON
Catalog Number: ISC-PA1C-830-U-T2U
Description: IMPACT ELITE LED CYLINDER LUMINAIRE
(1) 80 CRI, 3000K, 615mA LIGHT ENGINE WITH 24 LEDS AND TYPE II U OPTICS
Light Source: -
Ballast/Driver: ELECTRONIC DRIVER

Summary

Lumens per Lamp: N/A
Luminaire Lumens: 5499 lumens
Efficiency: N/A
Efficacy: 112.5 lumens/watt
Luminous Opening: Rectangular (W 0.75' x L: 0.5' x H: 0')
IES Classification: Type II - Short
BUG Rating: B2 - U0 - G2

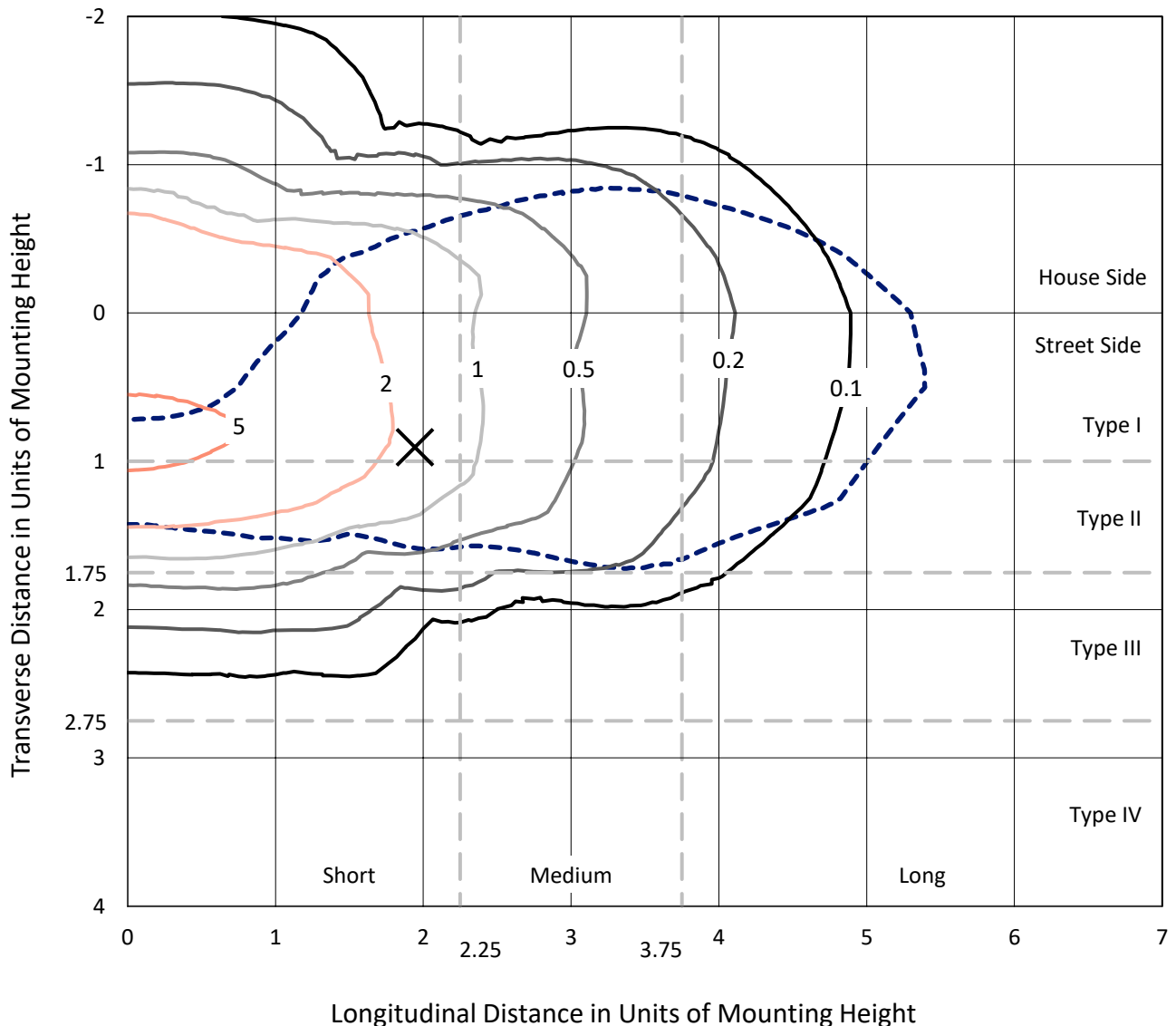
Input Watts (W): 48.9
Input Voltage (V): NR
Input Current (Ain): NR
Voltage Rise (V): NR
Power Factor: NR
Total Harmonic Distortion (THDi): NR
Frequency (hertz): 60
Stabilization Time: NR
Operation Time: NR
Ambient Temperature (°C): NR
Test Distance: 28.75 FT



REPORT NUMBER: P594185
 CATALOG NUMBER: ISC-PA1C-830-U-T2U

Iso-Footcandle Lines of Horizontal Illumination

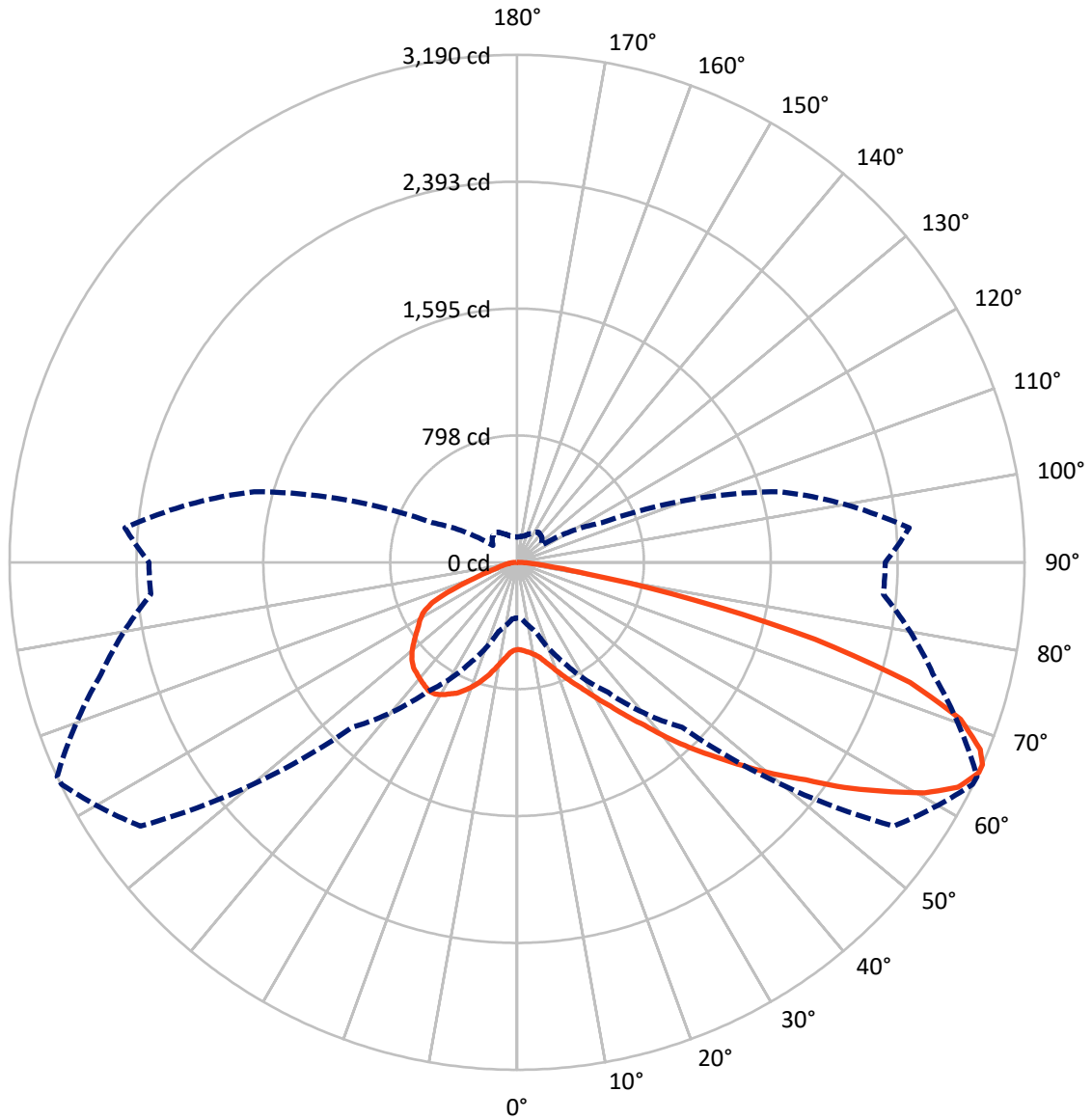
× Max cd
 - - - 1/2 Max cd



Based on 12 foot mounting height. Maximum calculated value = 6.1 fc
 Type II - Short - N/A

REPORT NUMBER: P594185
CATALOG NUMBER: ISC-PA1C-830-U-T2U

Luminous Intensity Polar Plot



— Vertical Plane Through 65-Deg Lateral - - - Horizontal Cone Through 65-Deg Vertical

REPORT NUMBER: P594185
 CATALOG NUMBER: ISC-PA1C-830-U-T2U

FLUX DISTRIBUTION:

		Downward	Upward	Total
House Side	Lumens	1669.7	0.0	1669.7
	% Fixture	30.4	0.0	30.4
Street Side	Lumens	3829.3	0.0	3829.3
	% Fixture	69.6	0.0	69.6
Total	Lumens	5499.0	0.0	5499.0
	% Fixture	100.0	0.0	100.0

ZONAL LUMENS:

Zone	Lumens	% Fixture
0°-10°	55.9	1.0
10°-20°	194.9	3.5
20°-30°	381.7	6.9
30°-40°	623.7	11.3
40°-50°	989.9	18.0
50°-60°	1273.2	23.2
60°-70°	1148.2	20.9
70°-80°	712.2	13.0
80°-90°	119.3	2.2
90°-100°	0.0	0.0
100°-110°	0.0	0.0
110°-120°	0.0	0.0
120°-130°	0.0	0.0
130°-140°	0.0	0.0
140°-150°	0.0	0.0
150°-160°	0.0	0.0
160°-170°	0.0	0.0
170°-180°	0.0	0.0
0°-90°	5499.0	100.0
0°-180°	5499.0	100.0

Coefficient of Utilization

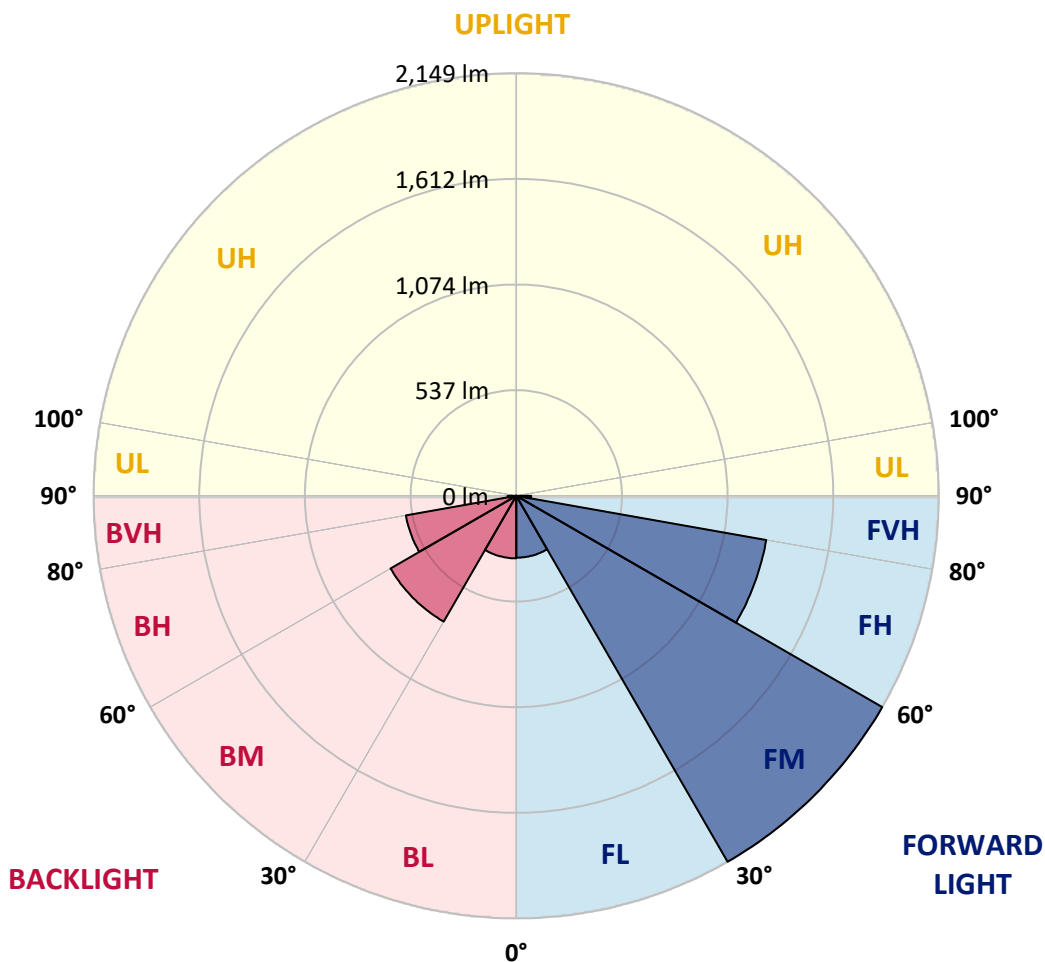


REPORT NUMBER: P594185
 CATALOG NUMBER: ISC-PA1C-830-U-T2U

LUMINAIRE CLASSIFICATION SYSTEM LUMEN TABLE AND BUG RATING:

Zone	Lumens	% Fixture	Zone Rating/Lumen Limit		
			B	U	G
FL (0°-30°)	314.5	5.7			
FM (30°-60°)	2148.7	39.1			
FH (60°-80°)	1290.6	23.5			G1/1800
FVH (80°-90°)	75.5	1.4			G1/100
BL (0°-30°)	318.0	5.8	B1/500		
BM (30°-60°)	738.1	13.4	B1/1000		
BH (60°-80°)	569.7	10.4	B2/1000		G2/1000
BVH (80°-90°)	43.8	0.8			G1/100
UL (90°-100°)	0.0	0.0		U0/0	
UH (100°-180°)	0.0	0.0		U0/0	

BUG Rating: B2-U0-G2
 Type II Short





REPORT NUMBER: P594185
 CATALOG NUMBER: ISC-PA1C-830-U-T2U

CANDELA DISTRIBUTION (FULL):

	0°	5°	15°	25°	35°	45°	55°	64°	65°	75°	85°
0°	548.1	548.1	548.1	548.1	548.1	548.1	548.1	548.1	548.1	548.1	548.1
2.5°	549.5	550.8	552.1	549.5	552.1	553.5	550.8	550.8	552.1	549.5	549.5
5°	545.5	546.8	549.5	550.8	556.1	558.8	560.1	560.1	561.5	560.1	561.5
7.5°	534.8	534.8	540.1	542.8	550.8	560.1	565.5	573.5	573.5	574.8	578.8
10°	545.5	545.5	549.5	553.5	560.1	568.1	576.1	585.5	588.1	597.5	602.8
12.5°	561.5	564.1	569.5	574.8	582.8	592.1	598.8	608.1	609.5	618.8	629.5
15°	588.1	590.8	593.5	600.1	610.8	622.8	634.8	641.5	644.1	649.5	657.5
17.5°	628.1	630.8	632.1	636.1	644.1	660.1	677.5	682.8	685.5	685.5	692.2
20°	696.2	694.8	692.2	684.1	684.1	698.8	722.8	732.2	734.8	729.5	725.5
22.5°	774.8	773.5	762.8	753.5	746.8	749.5	773.5	789.5	788.2	777.5	761.5
25°	877.5	880.2	862.9	838.8	818.8	813.5	828.2	844.2	846.9	826.8	800.2
27.5°	1000.2	996.2	986.9	948.2	909.5	885.5	893.5	910.9	912.2	890.9	848.2
30°	1144.2	1137.6	1113.6	1073.6	1013.6	980.2	973.5	988.2	992.2	956.2	894.9
32.5°	1304.3	1297.6	1266.9	1205.6	1140.2	1084.2	1062.9	1082.9	1080.2	1038.9	953.5
35°	1497.7	1496.3	1440.3	1364.3	1281.6	1206.9	1177.6	1177.6	1185.6	1124.2	1028.2
37.5°	1756.4	1767.1	1684.4	1565.7	1449.6	1349.6	1300.3	1297.6	1298.9	1232.3	1112.2
40°	1989.8	1985.8	1937.8	1827.1	1657.7	1529.7	1456.3	1440.3	1444.3	1359.0	1221.6
42.5°	2124.5	2128.5	2116.5	2068.5	1920.4	1759.0	1633.7	1591.0	1592.3	1485.7	1325.6
45°	2208.5	2212.5	2211.1	2235.2	2176.5	2024.4	1845.7	1747.0	1741.7	1629.7	1448.3
47.5°	2256.5	2259.2	2276.5	2325.8	2373.9	2339.2	2080.5	1920.4	1909.7	1764.4	1571.0
50°	2203.1	2204.5	2273.8	2391.2	2508.5	2613.9	2320.5	2092.5	2089.8	1913.8	1691.0
52.5°	1923.1	1947.1	2100.5	2345.8	2608.6	2808.6	2597.9	2295.2	2272.5	2055.1	1811.1
55°	1569.7	1580.3	1756.4	2068.5	2589.9	2928.6	2807.3	2513.9	2497.9	2212.5	1928.4
57.5°	1225.6	1236.3	1445.6	1705.7	2304.5	2922.0	2955.3	2749.9	2713.9	2349.8	2045.8
60°	790.8	824.2	1066.9	1387.0	1865.7	2719.3	3030.0	2976.6	2943.3	2485.9	2145.8
62.5°	537.5	542.8	694.8	1028.2	1396.3	2209.8	3024.7	3116.7	3111.3	2621.9	2245.8
65°	349.4	357.4	449.4	696.2	998.9	1467.0	2891.3	3184.7	3190.0	2705.9	2311.2
66°	296.1	301.4	372.1	585.5	874.9	1162.9	2773.9	3179.4	3190.0	2744.6	2331.2
67.5°	257.4	261.4	297.4	432.1	714.8	836.2	2468.5	3108.7	3139.4	2780.6	2356.5
70°	221.4	226.7	260.1	294.7	510.8	488.1	1563.0	2927.3	2958.0	2797.9	2372.5
72.5°	182.7	186.7	220.0	266.7	370.7	328.1	689.5	2505.9	2583.2	2733.9	2347.2
75°	144.0	146.7	177.4	222.7	284.1	256.1	300.1	1837.7	1935.1	2409.9	2248.5
77.5°	112.0	113.4	137.4	173.4	260.1	198.7	185.4	894.9	1132.2	1861.7	1980.4
80°	77.4	80.0	101.4	130.7	190.7	157.4	124.0	349.4	444.1	1236.3	1501.7
82.5°	50.7	52.0	69.3	98.7	126.7	150.7	81.4	169.4	186.7	569.5	650.8
85°	34.7	34.7	49.3	61.3	86.7	100.0	53.3	89.4	97.4	216.0	78.7
87.5°	17.3	17.3	24.0	32.0	41.3	38.7	32.0	32.0	32.0	70.7	22.7
90°	0.0	0.0	0.0	0.0	0.0	0.0	0.0	0.0	0.0	0.0	0.0



REPORT NUMBER: P594185
 CATALOG NUMBER: ISC-PA1C-830-U-T2U

CANDELA DISTRIBUTION (continued):

	90°	95°	105°	115°	125°	135°	145°	155°	165°	175°	180°
0°	548.1	548.1	548.1	548.1	548.1	548.1	548.1	548.1	548.1	548.1	548.1
2.5°	550.8	550.8	552.1	553.5	554.8	554.8	556.1	556.1	554.8	556.1	557.5
5°	562.8	564.1	566.8	570.8	577.5	584.1	590.8	594.8	598.8	600.1	597.5
7.5°	581.5	584.1	593.5	604.1	614.8	630.8	640.1	645.5	648.1	650.8	648.1
10°	605.5	610.8	624.1	642.8	661.5	681.5	692.2	700.2	701.5	704.2	701.5
12.5°	633.5	642.8	662.8	689.5	712.2	732.2	740.2	734.8	722.8	717.5	716.2
15°	666.8	676.1	704.2	737.5	764.2	773.5	761.5	744.2	730.8	729.5	728.2
17.5°	696.2	709.5	748.2	782.8	808.2	798.8	766.8	756.2	752.2	757.5	756.2
20°	733.5	744.2	782.8	825.5	838.8	802.8	780.2	773.5	769.5	769.5	766.8
22.5°	764.2	772.2	818.8	865.5	857.5	805.5	789.5	776.2	762.8	761.5	757.5
25°	800.2	802.8	852.2	902.9	860.2	808.2	780.2	757.5	744.2	740.2	741.5
27.5°	833.5	840.2	882.9	928.2	853.5	793.5	748.2	718.8	698.8	697.5	697.5
30°	876.2	876.2	914.9	956.2	838.8	756.2	696.2	653.5	637.5	636.1	633.5
32.5°	924.2	916.2	953.5	976.2	806.8	705.5	625.5	577.5	552.1	546.8	542.8
35°	990.9	973.5	1000.2	980.2	774.8	633.5	536.1	481.4	462.8	454.8	454.8
37.5°	1068.2	1042.9	1070.9	968.2	725.5	549.5	442.8	401.4	381.4	369.4	373.4
40°	1158.9	1126.9	1142.9	954.9	672.1	456.1	365.4	340.1	316.1	300.1	300.1
42.5°	1265.6	1212.3	1224.3	941.5	596.1	374.7	316.1	298.7	280.1	264.1	268.1
45°	1368.3	1316.3	1304.3	928.2	516.1	320.1	296.1	284.1	266.7	248.1	248.1
47.5°	1487.0	1420.3	1375.0	904.2	437.4	302.7	301.4	284.1	250.7	224.0	221.4
50°	1599.0	1537.7	1439.0	868.2	393.4	317.4	300.1	258.7	226.7	209.4	208.0
52.5°	1717.7	1653.7	1491.0	824.2	370.7	310.7	276.1	237.4	213.4	196.0	192.0
55°	1835.1	1801.7	1537.7	781.5	334.7	289.4	256.1	224.0	198.7	182.7	180.0
57.5°	1968.4	1955.1	1577.7	738.8	278.7	262.7	241.4	214.7	190.7	178.7	177.4
60°	2084.5	2131.1	1625.7	706.8	237.4	242.7	234.7	213.4	196.0	182.7	182.7
62.5°	2207.1	2300.5	1668.4	665.5	206.7	230.7	236.1	212.0	189.4	177.4	177.4
65°	2313.8	2473.9	1712.4	589.5	185.4	221.4	232.1	197.4	170.7	161.4	158.7
66°	2359.2	2523.2	1725.7	542.8	177.4	214.7	225.4	189.4	162.7	154.7	153.4
67.5°	2412.5	2600.6	1741.7	442.8	165.4	200.0	210.7	177.4	149.4	144.0	141.4
70°	2487.2	2616.6	1732.4	289.4	144.0	172.0	188.0	158.7	133.4	129.4	125.4
72.5°	2495.2	2507.2	1639.0	182.7	125.4	148.0	165.4	142.7	117.4	113.4	110.7
75°	2363.2	2221.8	1387.0	130.7	110.7	130.7	145.4	124.0	97.4	92.0	89.4
77.5°	2017.8	1763.1	997.6	97.4	96.0	112.0	121.4	108.0	81.4	77.4	76.0
80°	1416.3	1196.3	500.1	73.3	76.0	93.4	101.4	90.7	68.0	62.7	60.0
82.5°	573.5	508.1	172.0	54.7	57.3	70.7	86.7	74.7	52.0	45.3	40.0
85°	65.3	110.7	74.7	37.3	38.7	48.0	58.7	45.3	30.7	25.3	21.3
87.5°	13.3	24.0	26.7	14.7	13.3	18.7	26.7	16.0	10.7	4.0	5.3
90°	0.0	0.0	0.0	0.0	0.0	0.0	0.0	0.0	0.0	0.0	0.0

(END OF REPORT)